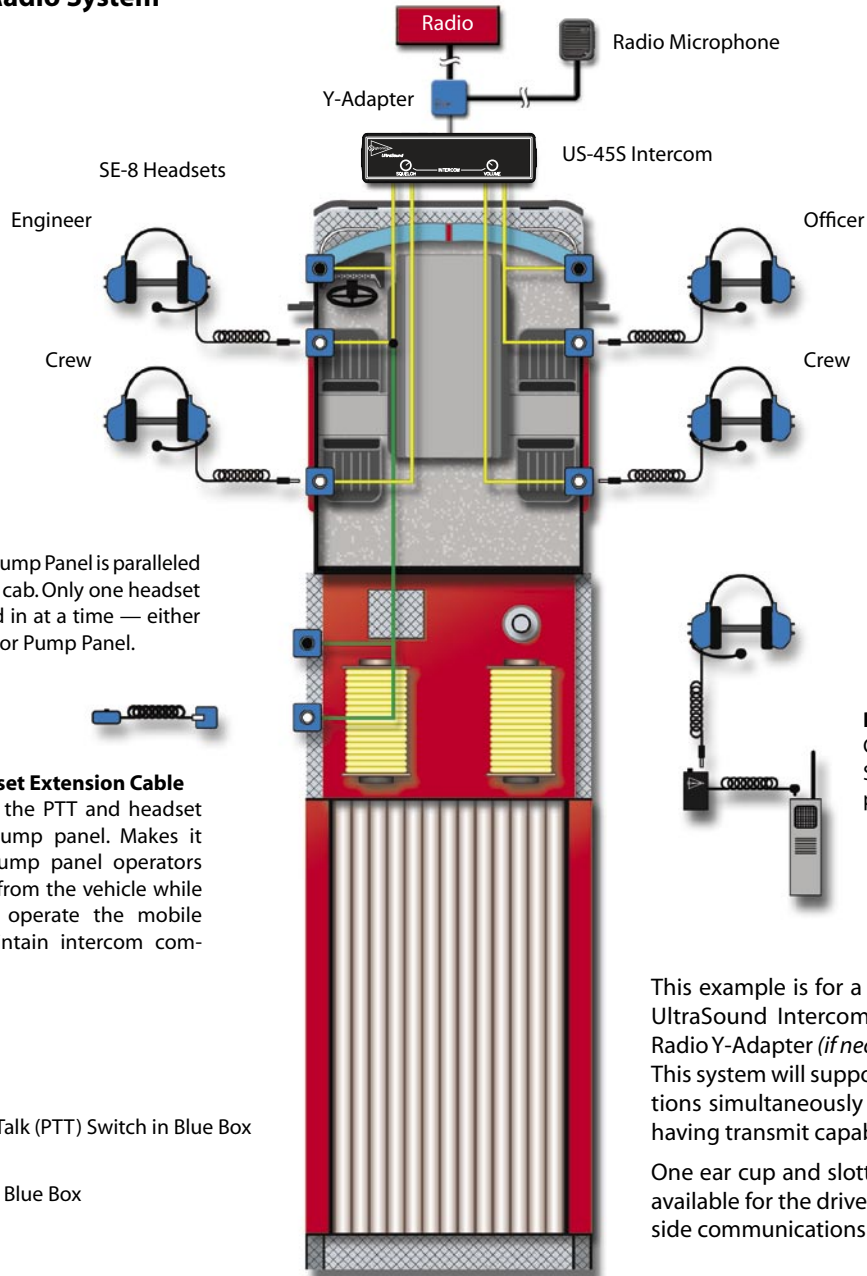




## Engine Single Radio System US-45S Intercom



The jack at the Pump Panel is paralleled with the jack in cab. Only one headset can be plugged in at a time — either Driver position or Pump Panel.

### Belt PTT Headset Extension Cable

Use instead of the PTT and headset jacks at the pump panel. Makes it possible for pump panel operators to move away from the vehicle while continuing to operate the mobile radio and maintain intercom communications.

-  Radio Push-To-Talk (PTT) Switch in Blue Box P/N 800122
-  Headset Jack in Blue Box P/N 800120

### Portable Radio Adapter

Connects between a Sigtronics headset and your portable hand-held radio.

This example is for a system using a **US-45S** UltraSound Intercom with optional Mobile Radio Y-Adapter (*if necessary*) and accessories. This system will support up to 4 headset positions simultaneously with 2 of the positions having transmit capability on one radio.

One ear cup and slotted headset models are available for the driver when monitoring outside communications is desired.

### UltraSound Intercom

- Single Radio, up to 4 Positions, 2 Transmit Positions: **US-45S**

### Mobile Radio Y-Adapter

- Only necessary for some mobile radio models  
Y-Adapter model depends on the model of radio

### Headsets

- Standard Dual Ear Cup, Flex Mic Boom: **SE-8**

### Accessories

- Belt PTT Headset Extension Cable  
15 ft. – P/N 900106      30 ft. – P/N 900107
- Portable Radio Adapter (PRA)  
Model: Depends on your portable radio

Clear Communication   
**EVERY TIME**

## Sigtronics Corporation

San Dimas, California

Phone: (909) 305-9399

E-mail: info@sigtronics.com

Web Site: www.sigtronics.com