
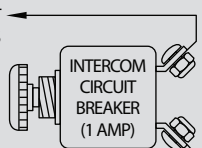


NOTES

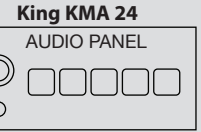
1. IF PILOT PTT SWITCH IS CONNECTED TO THE AIRCRAFT HAND MIC JACK, IT MUST BE DISCONNECTED AND CONNECTED TO THE WHITE / RED WIRE AS SHOWN.
2.  AIRCRAFT CHASSIS GROUND.
3. SEE AUDION PANEL MANUFACTURERS INSTALLATION INSTRUCTIONS FOR ALL POWER, GROUND, AND ANY ADDITIONAL HOOKUPS.
4. USED IN SCI-6 INSTALLATIONS ONLY.

TO AIRCRAFT POWER BUSS 12/28 VDC



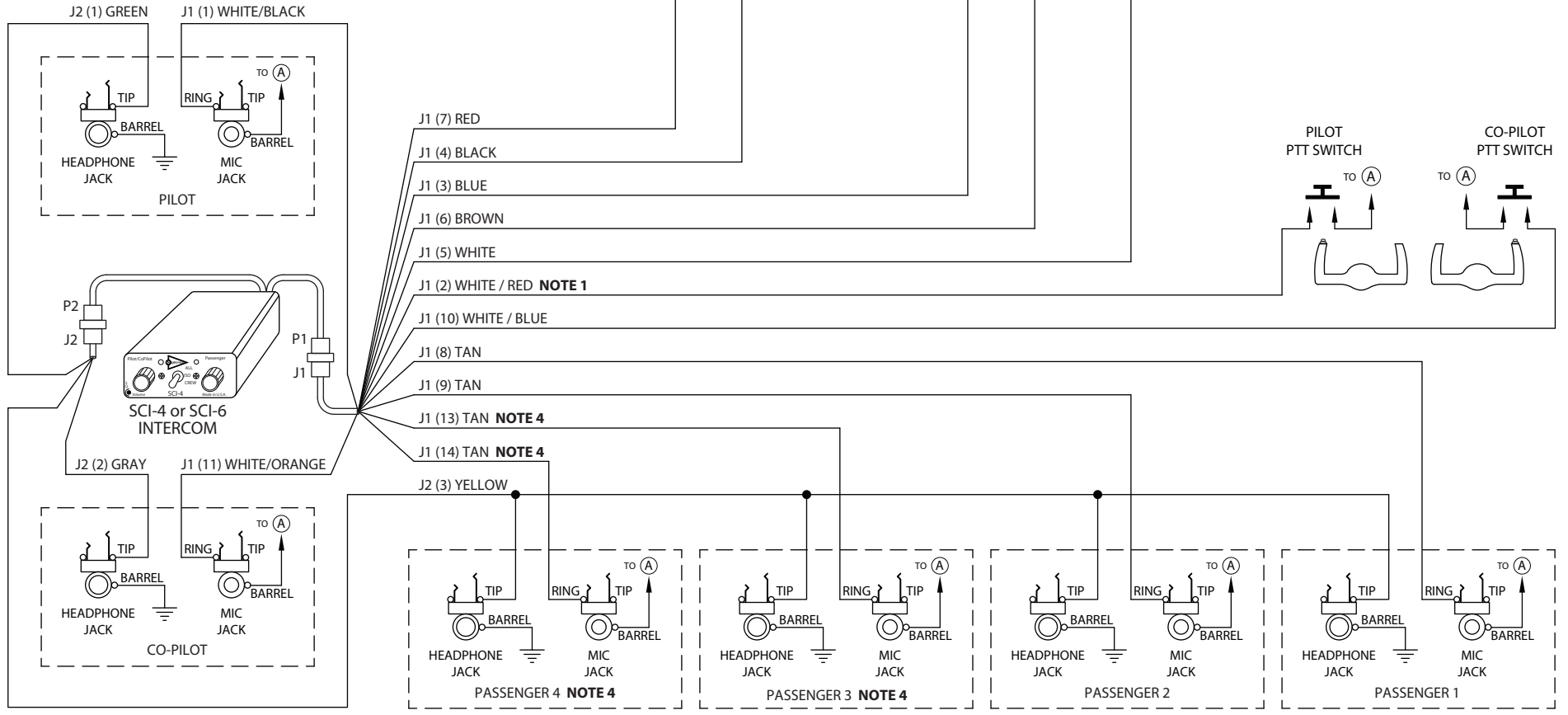
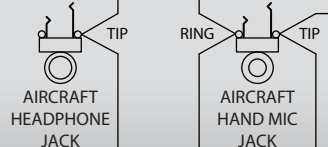
POINT (A)
(INTERCOM CENTRAL GROUND POINT)

PIN 3 HEADPHONE AUDIO
PIN 8 MIC AUDIO
PIN Y RADIO MIC KEY



SEE NOTE 3

AIRCRAFT / INTERCOM INTERFACE AREA



SCI-4 / SCI-6 – King KMA 24 Audio Panel Installation Wiring Diagram

