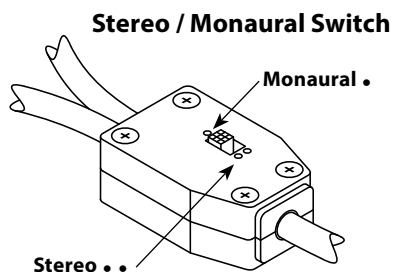


The headset is equipped with a stereo / monaural switch on the main cable. For monaural sound or aircraft with only monaural jacks, move the switch to the monaural position. In aircraft equipped for stereo audio, move the switch to the stereo position.



The headset parts may be cleaned with mild soap and water using a soft cloth. Then dry immediately. **Caution: Do Not immerse** any part of the headset in water or any other liquid. Be especially careful not to allow the microphone to become wet! Exposure to moisture may cause internal corrosion and failure and will void your manufacturers warranty. Cleaning will help the headset maintain its "like new" condition for many years.

#### WINDSCREEN


The microphone windscreen will reduce annoying wind noise and breath pops picked up by headset microphones. It also protects the microphone element from dirt and moisture. The windscreen should be washed regularly to maintain hygiene and avoid clogging. Wash in warm water and mild soap. Rinse thoroughly and make sure it is completely dry before putting it back on.

To remove the windscreen, carefully grasp the windscreen lightly along its entire length and remove from the microphone element being careful not to twist the element itself. To put the windscreen on the microphone, gently pulling from the open end. Do not pull it so tightly that it stretches against the end of the microphone.

#### WARRANTY

Your headset is covered by a limited five-year parts and labor warranty. Please see the enclosed warranty card for details.

You may refer to the parts list on the reverse side, if you choose to replace parts yourself. The parts list describes parts for this particular headset only. Parts lists for other models are available on our Web Site or can be obtained by contacting Sigtronics Corporation.



Sigtronics Corporation  
178 East Arrow Highway  
San Dimas, CA 91773  
**Phone:** 909 305-9399  
**E-mail:** info@sigtronics.com  
**Web Site:** www.sigtronics.com

## Model S-58S Headset Instructions

The S-58S series headsets are adjusted at the factory for immediate use with all current standard radio systems in general aviation aircraft. Headsets equipped with two plugs are the standard configuration. The headphone plug is the larger diameter plug and should be inserted into the headphone jack (.250" standard monaural jack). The mic plug is the smaller diameter plug and should be inserted into the microphone jack (.206" standard microphone jack).

The headband is adjustable through a full range of motion, or the locking nuts may be tightened to allow you to custom fit the headset. Place the headset over your head, adjust the slides up until minimum pressure is felt on the top of your head. The headset is now properly adjusted. For maximum noise attenuation, the clamping pressure has been set at the factory. Releasing the clamping pressure by bending the headband is not advised, because loss of attenuation will result. **Note:** If especially small (children) or large headbands are needed, they may be ordered from Sigtronics.

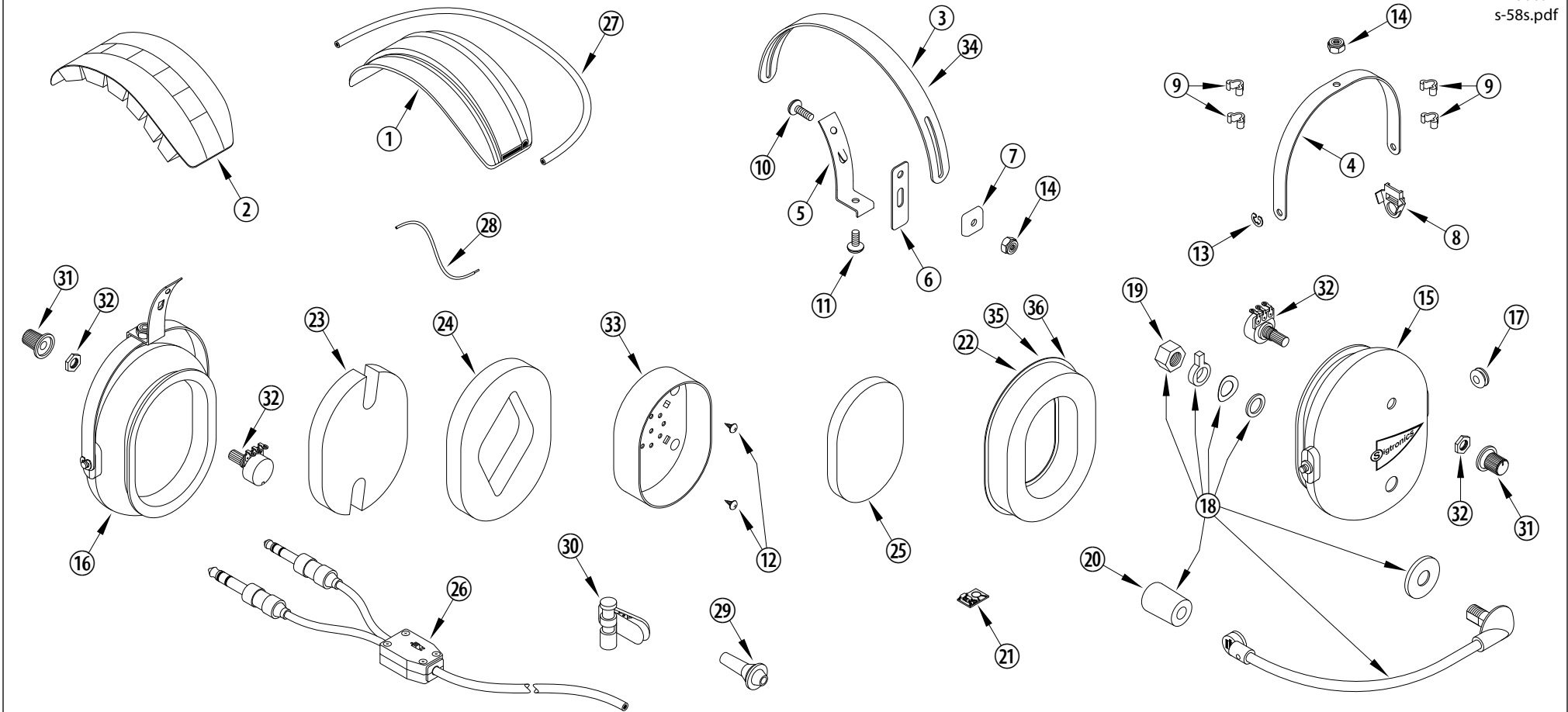
The microphone boom is fully adjustable and will rotate 180 degrees for use on the left or right side of the head. **Make sure you are speaking into the side of the mic labeled "Talk" or substantial loss of gain will occur. Microphone placement should be at the corner of the mouth, approximately 1/4" from the lips.**

When you first connect the headset, turn the volume controls on the headset to maximum ( full clockwise on mic side, counterclockwise on pot side ), then adjust the listening volume with the audio control of either your radio or intercom as appropriate. Passengers should also turn their individual headset volumes up fully. Doing this allows for a full range of adjustment for each passenger, since those with the most acute hearing can turn their headset volume down, if necessary.

continued on back...



**...when it counts!**



### SIGTRONICS S-58S HEADSET PARTS IDENTIFICATION BREAKDOWN

| ITEM | P/N    | DESCRIPTION                            | ITEM | P/N    | DESCRIPTION                                      | ITEM | P/N    | DESCRIPTION                                       |
|------|--------|--|------|--------|--|------|--------|---|
| 1    | 100605 | HEAD BAND EXTRUSION, 6.25 IN., 5-58    | 13   | 100251 | E-RING, EAR CUP TO YOKE RETAINER                 | 25   | 100379 | FOAM, SOUND ATTENUATING, RECEIVER COVER, 1/4 INCH |
| 2    | 100610 | CUSHION, HEADBAND, FOAM FILLED         | 14   | 100252 | NUT, HEX, 8-32, LOCKING                          | 26   | 800219 | CABLE, HEADSET, STEREO / MONO                     |
| 3    | 100602 | HEADBAND, METAL, BLACK, STANDARD       | 15   | 100942 | EAR CUP, PRINTED AND DRILLED, MICROPHONE SIDE    | 27   | 100933 | WIRE, CROSSOVER, OVER THE HEAD, 28 INCH           |
| 4    | 100603 | YOKE, EAR CUP MOUNT, METAL, BLACK      | 16   | 100940 | EAR CUP, PRINTED AND DRILLED, NON-MIC SIDE       | 28   | 100935 | WIRE, #22, JUMPER, HEADSET, 4 INCH                |
| 5    | 100604 | BRACKET, YOKE SUPPORT WITH TANG, BLACK | 17   | 100049 | GROMMET, 5/16 INCH, RUBBER                       | 29   | 100569 | STRAIN RELIEF, CABLE                              |
| 6    | 100373 | SLIDE, YOKE BRACKET, LONG, NYLON       | 18   | 800044 | MICROPHONE & FLEX BOOM ASSEMBLY                  | 30   | 100579 | CLIP, CLOTHING, HEADSET CABLE                     |
| 7    | 100258 | CLIP, HEADBAND GUIDE, PLASTIC          | 19   | 100597 | NUT, HEX, 3/8-24, FLEX BOOM ADAPTER              | 31   | 100360 | KNOB, BLACK, VOLUME                               |
| 8    | 100393 | CLIP, ANTI-ROTATION, YOKE, PLASTIC     | 20   | 900111 | WINDSCREEN, MIC, 8 SERIES                        | 32   | 100365 | POTENTIOMETER, 2K                                 |
| 9    | 100362 | CLIP, CROSS-OVER, WIRE, PLASTIC        | 21   | 800250 | PREAMP   | 33   | 100763 | RECEIVER / RECEIVER MOUNT, 300 OHM, STEREO        |
| 10   | 100363 | SCREW, 8-32 X 1/2, PHILLIPS HEAD       | 22   | 900124 | EAR SEAL, GEL FILLED, SET OF TWO                 | 34   | 100613 | OPTIONAL - HEADBAND, METAL, BLACK, LARGE          |
| 11   | 100364 | SCREW, 8-32 X 3/8, PHILLIPS HEAD       | 23   | 100374 | FOAM, SOUND ATTENUATING. NOTCHED, 1/2 INCH       | 35   | 900123 | OPTIONAL - EAR SEAL, FOAM FILLED, SET OF TWO      |
| 12   | 100108 | SCREW, 4-40 X 1/4, THREAD FORMING      | 24   | 100376 | FOAM, SOUND ATTENUATING. RECEIVER HOLE, 1/2 INCH | 36   | 900125 | OPTIONAL - EAR SEAL, ULTRA-GEL, SET OF TWO        |