

The headset parts may be cleaned with mild soap and water using a soft cloth. Then dry immediately. **Caution: Do Not immerse** any part of the headset in water or any other liquid. Be especially careful not to allow the microphone to become wet! Exposure to moisture may cause internal corrosion and failure and will void your manufacturers warranty.

Cleaning will help the headset maintain its "like new" condition for many years.

WINDSCREEN

The microphone windscreen will reduce annoying wind noise and breath pops picked up by headset microphones. It also protects the microphone element from dirt and moisture. The windscreen should be washed regularly to maintain hygiene and avoid clogging. Wash in warm water and mild soap. Rinse thoroughly and make sure it is completely dry before putting it back on.


To remove the windscreen, carefully grasp the windscreen lightly along its entire length and remove from the microphone element being careful not to twist the element itself.

Put the windscreen on the microphone by gently pulling from the open end. Do not pull it so tightly that it stretches against the end of the microphone.

WARRANTY

Your headset is covered by a limited two-year parts and labor warranty. Please see the enclosed warranty card for details.

You may refer to the parts list on the reverse side, if you choose to replace parts yourself. The parts list describes parts for this particular headset only. Parts lists for other models are available on our Web Site or can be obtained by contacting Sigtronics Corporation.



Sigtronics Corporation
178 East Arrow Highway
San Dimas, CA 91773
Phone: 909 305-9399
E-mail: info@sigtronics.com
Web Site: www.sigtronics.com

Model SE-8S Headset Instructions

The SE-8S series headset is adjusted at the factory for immediate use with all Sigtronics emergency apparatus intercoms and radio adapters in emergency vehicles. The headset is equipped with a single plug and a coiled cord.


The head strap is adjustable so you may custom fit the headset. Place the headset over your head and adjust the strap until minimum pressure is felt on the top of your head. For maximum noise attenuation, the clamping pressure of the headband has been set at the factory. Releasing the clamping pressure by bending the headband is **not advised**, because loss of attenuation will result.

The microphone boom is fully adjustable and will rotate 180 degrees for use on the left or right side of the head.

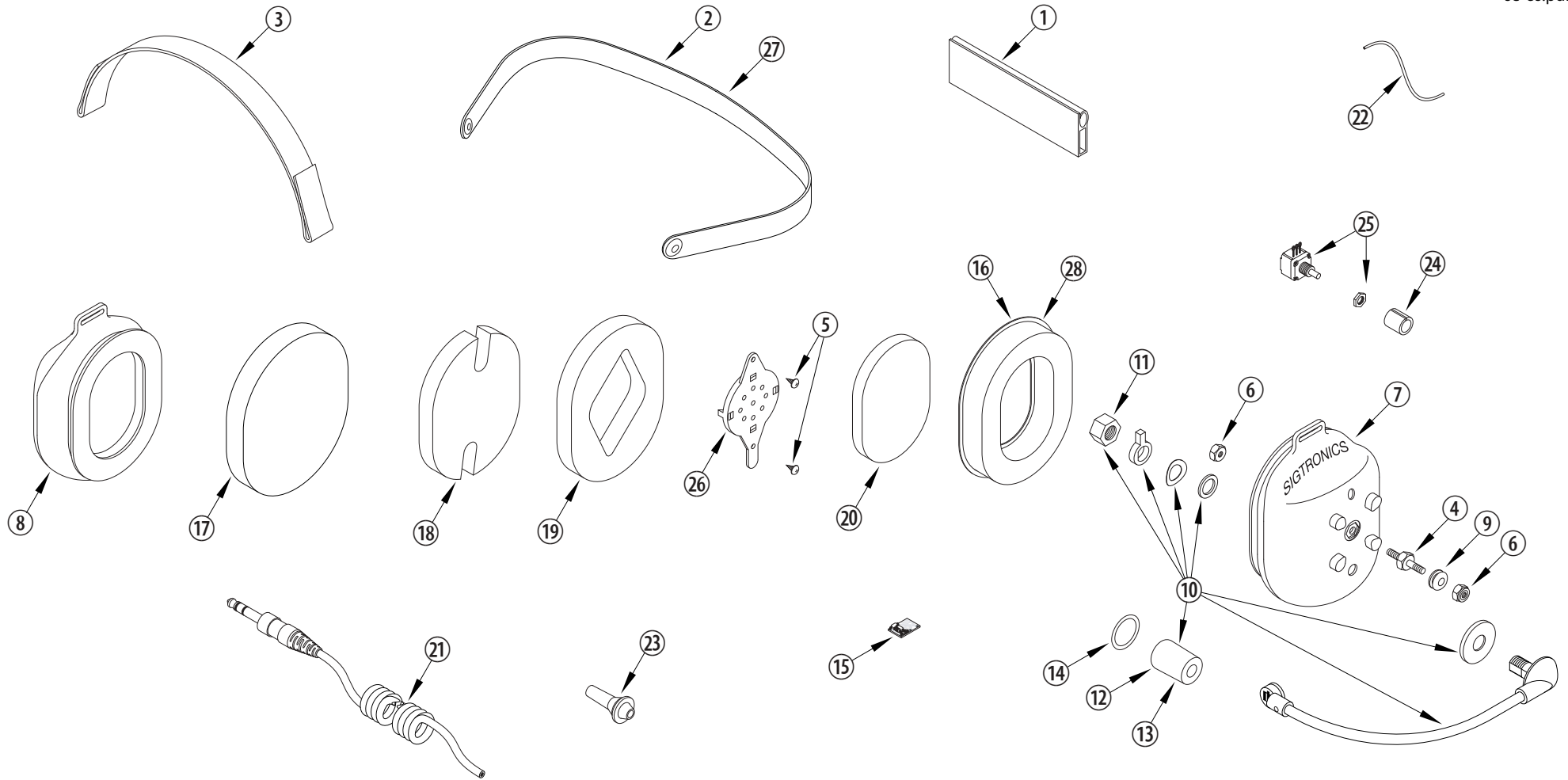
Make sure you are speaking into the side of the mic labeled "Talk" or substantial loss of gain will occur. Microphone placement should be at the corner of the mouth, approximately 1/4" from the lips.

When you **first connect the headset**, turn the volume control on the headset up to the full clockwise position, then adjust the listening volume with the audio control of either your radio or intercom as appropriate. If applicable, crew members should also turn their individual headset volumes up fully. Doing this allows for a full range of adjustment for each passenger, since those with the most acute hearing can turn their headset volume down, if necessary.

continued on back...



...when it counts!



SIGTRONICS SE-8S HEADSET PARTS IDENTIFICATION BREAKDOWN

ITEM	P/N	DESCRIPTION	ITEM	P/N	DESCRIPTION	ITEM	P/N	DESCRIPTION
1	100607	HEADBAND EXTRUSION, 4 IN., SE-8	11	100597	NUT, HEX, 3/8-24, FLEX BOOM ADAPTER	21	800035	CABLE, HEADSET, STEREO, COILED
2	800220	HEADBAND, METAL, BLACK, WITH GROMMETS, SE-8	12	100611	WINDSCREEN, MICROPHONE, FOAM, BULK	22	100935	WIRE, #22, JUMPER, HEADSET, 4 INCH
3	100411	STRAP, HEADSET, SE-8, BLACK	13	900111	WINDSCREEN, MICROPHONE, FOAM, PACKAGED	23	100568	STRAIN RELIEF, CABLE
4	100451	STUD, SE-8, EAR CUP TO BAND MOUNT	14	100612	O-RING, WINDSCREEN RETAINER, SE-8	24	100063	KNOB, 3/8 INCH, BLACK, VOLUME
5	100108	SCREW, 4 X 1/4, THREAD FORMING	15	800192	PREAMP	25	100077	POTENTIOMETER
6	100252	NUT, HEX, 8-32, LOCKING	16	100369	EAR SEAL, FOAM FILLED	26	100858	RECEIVER AND MOUNT, 300 OHM, MONO
7	100967	EAR CUP, PRINTED AND DRILLED, MICROPHONE SIDE	17	100684	FOAM, SOUND ATTENUATING, FOR SLOTTED EAR CUP ONLY	27	100675	OPTIONAL – HEADBAND, METAL, BLACK, LARGE
8	100957	EAR CUP, SLOTTED, PRINTED, NON-MIC SIDE	18	100374	FOAM, SOUND ATTENUATING. NOTCHED, 1/2 INCH	28	100402	OPTIONAL – EAR SEAL, GEL FILLED
9	100567	GROMMET, SE-8 STUD	19	100376	FOAM, SOUND ATTENUATING. RECEIVER HOLE, 1/2 INCH			
10	800193	MICROPHONE & FLEX BOOM ASSEMBLY	20	100379	FOAM, SOUND ATTENUATING, RECEIVER COVER, 1/4 INCH			