

The headset parts may be cleaned with mild soap and water using a soft cloth. Then dry immediately. **Caution: Do Not immerse** any part of the headset in water or any other liquid. Be especially careful not to allow the microphone to become wet! Exposure to moisture may cause internal corrosion and failure and will void your manufacturers warranty.

Cleaning will help the headset maintain its "like new" condition for many years.

### WINDSCREEN

The microphone windscreen will reduce annoying wind noise and breath pops picked up by headset microphones. It also protects the microphone element from dirt and moisture. The windscreen should be washed regularly to maintain hygiene and avoid clogging. Wash in warm water and mild soap. Rinse thoroughly and make sure it is completely dry before putting it back on.


To remove the windscreen, carefully grasp the windscreen lightly along its entire length and remove from the microphone element being careful not to twist the element itself.

Put the windscreen on the microphone by gently pulling from the open end. Do not pull it so tightly that it stretches against the end of the microphone.

### WARRANTY

Your headset is covered by a limited two-year parts and labor warranty. Please see the enclosed warranty card for details.

You may refer to the parts list on the reverse side, if you choose to replace parts yourself. The parts list describes parts for this particular headset only. Parts lists for other models are available on our Web Site or can be obtained by contacting Sigtronics Corporation.



Sigtronics Corporation  
178 East Arrow Highway  
San Dimas, CA 91773  
**Phone:** 909 305-9399  
**E-mail:** info@sigtronics.com  
**Web Site:** www.sigtronics.com

## Model SE-48S Headset Instructions

The SE-48S series headset is adjusted at the factory for immediate use. The headset is equipped with a single plug and a coiled cord.


The headband is adjustable through a full range of motion, and the locking nuts may be tightened to allow you to custom fit the headphone. Place the headphone over your head and adjust the slides up until minimum pressure is felt on the top of your head. For maximum noise attenuation, the clamping pressure of the headband has been set at the factory. Releasing the clamping pressure by bending the headband is **not advised**, because loss of attenuation will result.

The microphone boom is fully adjustable and will rotate 180 degrees for use on the left or right side of the head.

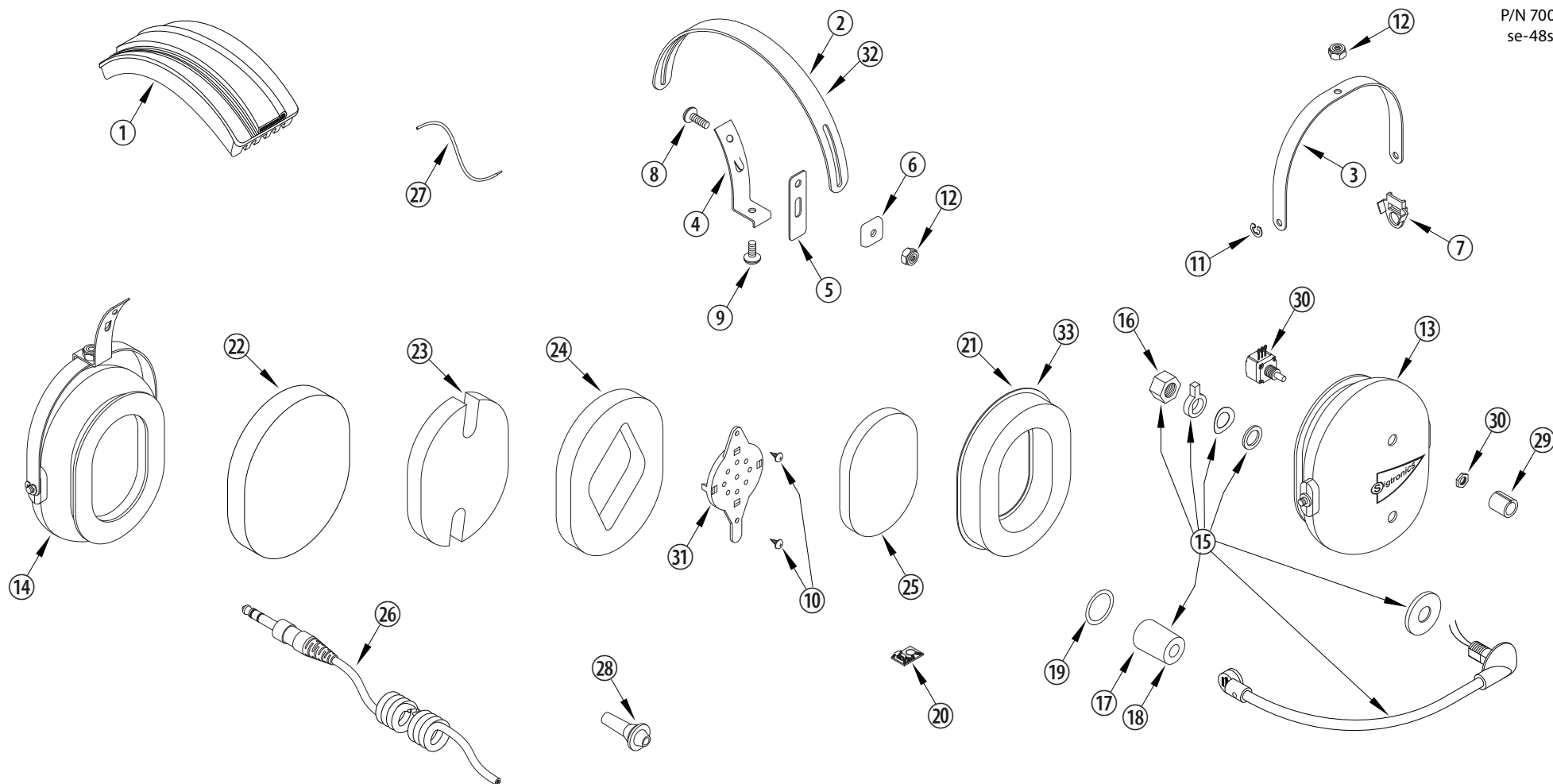
***Make sure you are speaking into the side of the mic labeled "Talk" or substantial loss of gain will occur. Microphone placement should be at the corner of the mouth, approximately 1/4" from the lips.***

When you **first connect the headset**, turn the volume control on the headset up to the full clockwise position, then adjust the listening volume with the audio control of either your radio or intercom as appropriate. If applicable, crew members should also turn their individual headset volumes up fully. Doing this allows for a full range of adjustment for each passenger, since those with the most acute hearing can turn their headset volume down, if necessary.

continued on back...



***...when it counts!***



### SIGTRONICS SE-48S HEADSET PARTS IDENTIFICATION BREAKDOWN

ITEM	P/N	DESCRIPTION	ITEM	P/N	DESCRIPTION	ITEM	P/N	DESCRIPTION
1	800197	HEADBAND , WITH CUSHION, SE-48	12	100252	NUT, HEX, 8-32, LOCKING	23	100374	FOAM, SOUND ATTENUATING. NOTCHED, 1/2 INCH
2	100602	HEADBAND, METAL, STANDARD, BLACK	13	100951	EAR CUP, PRINTED AND DRILLED, MICROPHONE SIDE	24	100376	FOAM, SOUND ATTENUATING. RECEIVER HOLE, 1/2 INCH
3	100603	YOKE, EAR CUP MOUNT, METAL, BLACK	14	100962	EAR CUP, SLOTTED, PRINTED, NON-MIC SIDE	25	100379	FOAM, SOUND ATTENUATING, RECEIVER COVER, 1/4 INCH
4	100604	BRACKET, YOKE SUPPORT WITH TANG, BLACK	15	800193	MICROPHONE & FLEX BOOM ASSEMBLY	26	800035	CABLE, HEADSET, STEREO, COILED
5	100373	SLIDE, YOKE BRACKET, LONG, NYLON	16	100597	NUT, HEX, 3/8-24, FLEX BOOM ADAPTER	27	100935	WIRE, #22, JUMPER, HEADSET, 4 INCH
6	100258	CLIP, HEADBAND GUIDE, PLASTIC	17	100611	WINDSCREEN, MICROPHONE, FOAM, BULK	28	100568	STRAIN RELIEF, CABLE
7	100393	CLIP, ANTI-ROTATION, YOKE, PLASTIC	18	900111	WINDSCREEN, MICROPHONE, FOAM, PACKAGED	29	100063	KNOB, 3/8 INCH, BLACK
8	100363	SCREW, 8-32 X 1/2, PHILLIPS HEAD	19	100612	O-RING, WINDSCREEN RETAINER, SE-48	30	100077	POTENTIOMETER
9	100364	SCREW, 8-32 X 3/8, PHILLIPS HEAD	20	800192	PREAMP	31	100858	RECEIVER AND MOUNT, 300 OHM, MONO
10	100108	SCREW, 4-40 X 1/4, THREAD FORMING	21	100369	EAR SEAL, FOAM FILLED	32	100613	OPTIONAL – HEADBAND, METAL, LARGE, BLACK
11	100251	E-RING, EAR CUP TO YOKE RETAINER	22	100684	FOAM, SOUND ATTENUATING, FOR SLOTTED EAR CUP ONLY	33	100402	OPTIONAL – EAR SEAL, GEL FILLED